

Bewegend leren



Herfst - Blaadjesspel

Dit spel werd gemaakt door logopediste Petra Mussche en mag ik hier delen met haar toestemming.

Wat vind je in dit bestand?

- 11 pagina's met blaadjes met woorden (4 op niveau kern start en kern 1, 4 op niveau tot en met kern 3, 3 op niveau tot en met kern 6)
- 11 pagina's met bomen met woorden op. (de woorden op de bomen komen overeen met de woorden op de blaadjes)

Wat moet je doen en hoe gaat het spel?

- Print en knip de pagina's met de blaadjes en de pagina's met de overeenkomstige bomen op het niveau dat je wil gebruiken.
- Je legt de blaadjes in enkele bakken met herfstvruchten, je kleeft de bomen op emmertjes of potten.
- De kinderen kiezen een blaadje en gaan dan op zoek van welke boom dit blaadje is gevallen, als ze de juiste boom gevonden hebben, leggen ze het blaadje in de emmer/pot waar deze boom opkleeft.
- al spelend en bewegend oefen je zo op lezen.
- alternatief: we gaven de kinderen eerst een prent, ze benoemen de prent en zoeken dan het herfstblad met dat woord. Deze prenten zijn van de methode VLL en kunnen we hier niet delen.

Afspraakjes:



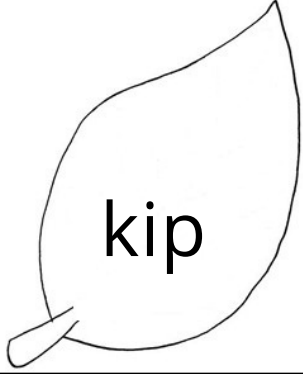



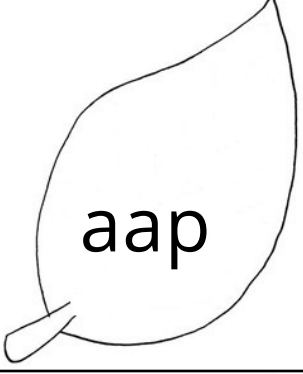

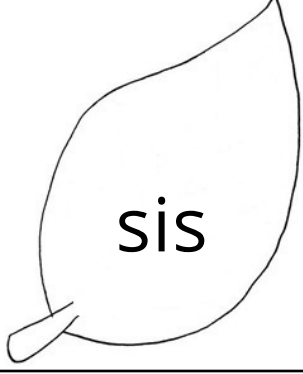



- Dit spelletje is voor eigen gebruik en mag niet doorgegeven of verkocht worden. Je mag ook niet zeggen dat je het zelf gemaakt hebt.
- Foto's plaatsen op sociale media is wel toegelaten, vergeet dan zeker @juf_wiezel niet te taggen.
- Wil je niets missen van onze spelletjes of zien hoe wij dit spelletje deden, volg dan juf_wiezel op instagram en neem zeker ook eens een kijkje op de website voor meer bewegend leren spelletjes (www.jufwiezel.be).


Veel plezier!



Boom: gratis afbeelding van Canva









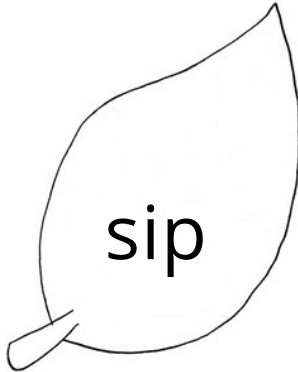



kern 1


 <p>mis</p>	 <p>raam</p>	 <p>kip</p>
 <p>vaas</p>	 <p>sik</p>	 <p>rem</p>
 <p>aap</p>	 <p>ver</p>	 <p>sis</p>
 <p>kaas</p>	 <p>paar</p>	 <p>rek</p>



mis
raam
kip
vaas
sik
rem
aap
ver
sis
kaas
paar
rek

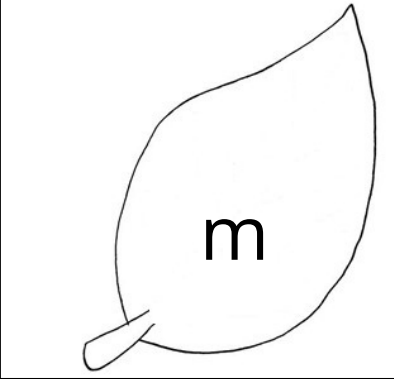
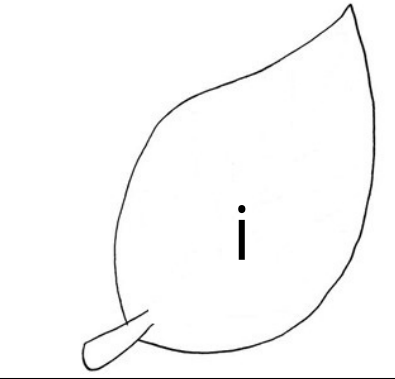
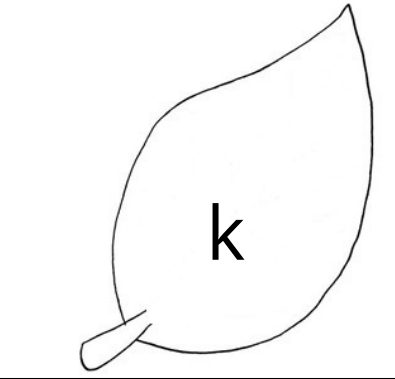
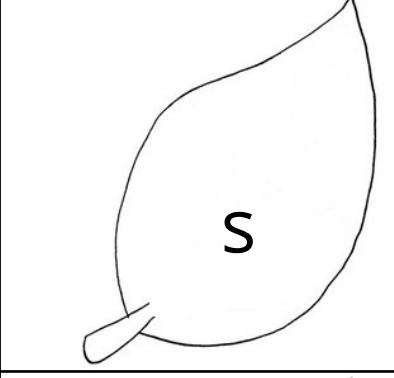
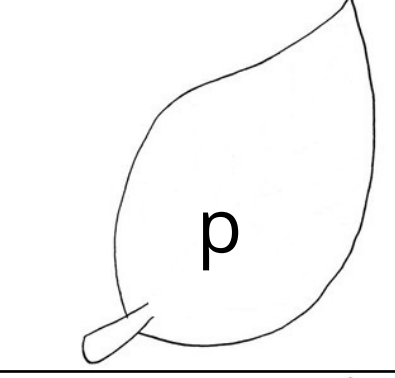
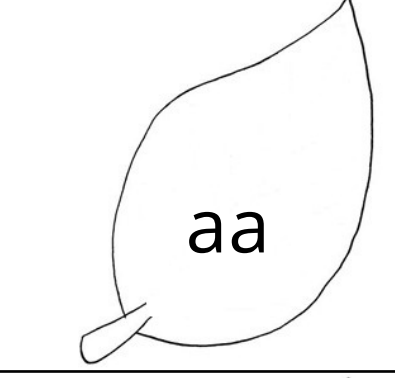
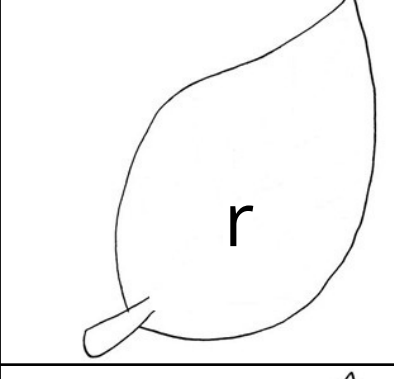
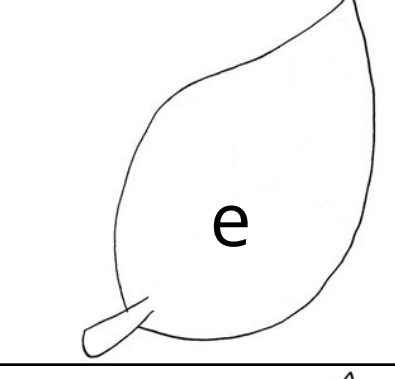
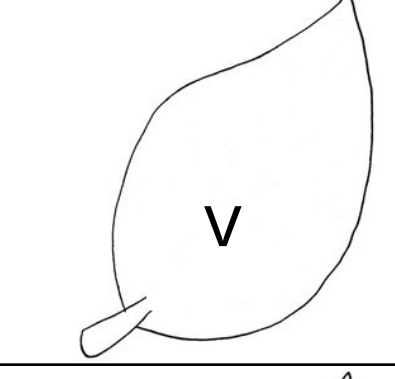
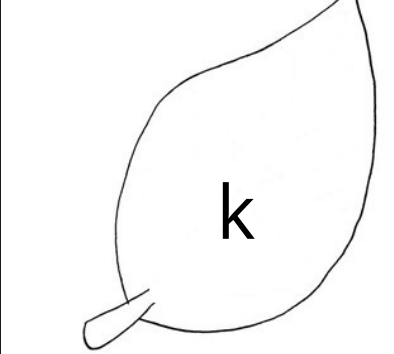
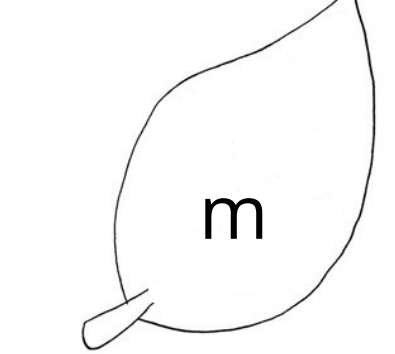
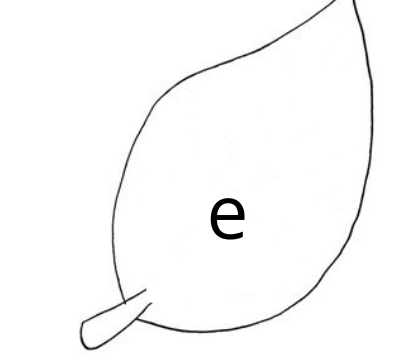
kern 1


 <p>mik</p>	 <p>raap</p>	 <p>kim</p>
 <p>vaar</p>	 <p>sim</p>	 <p>raar</p>
 <p>kaak</p>	 <p>mes</p>	 <p>sip</p>
 <p>raak</p>	 <p>maak</p>	 <p>mep</p>








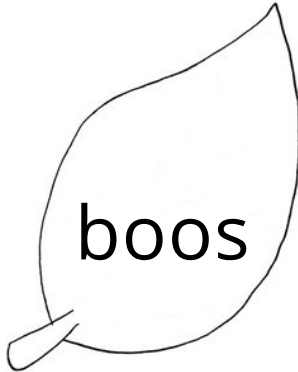


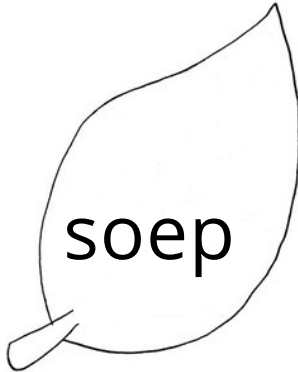



mik
raap
kim
vaar
sim
raar
kaak
mes
sip
raak
maak
mep


kern 1

 m	 i	 k
 s	 p	 aa
 r	 e	 v
 k	 m	 e



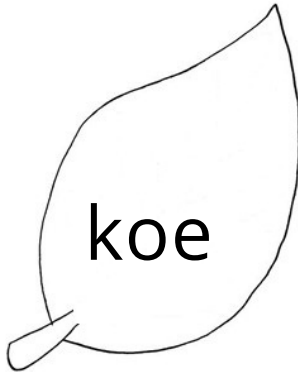

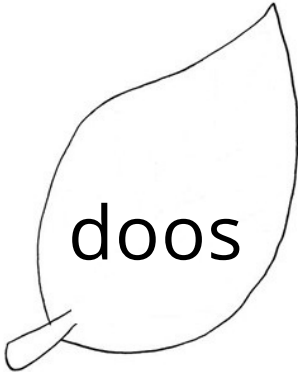


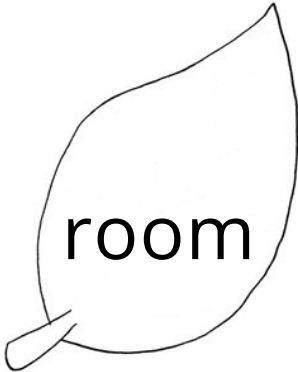
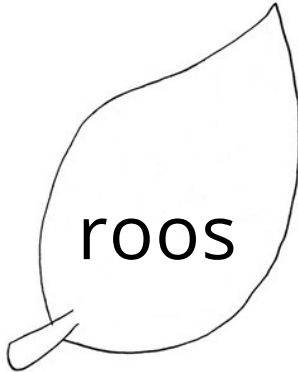

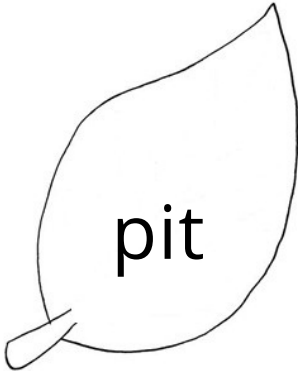




m
i
k
s
p
a
a
r
e
v
k
m
e

 <p>doek</p>	 <p>hoek</p>	 <p>ijs</p>
 <p>boot</p>	 <p>teen</p>	 <p>boos</p>
 <p>beer</p>	 <p>net</p>	 <p>soep</p>
 <p>bijt</p>	 <p>dik</p>	 <p>naam</p>



doek
hoek
ijs
boot
teen
boos
beer
net
soep
bijt
dik
naam

 <p>poes</p>	 <p>haan</p>	 <p>koe</p>
 <p>noot</p>	 <p>doos</p>	 <p>bek</p>
 <p>boor</p>	 <p>room</p>	 <p>roos</p>
 <p>zes</p>	 <p>pit</p>	 <p>zit</p>



poes

haan

koe

noot

doos

bek

boor






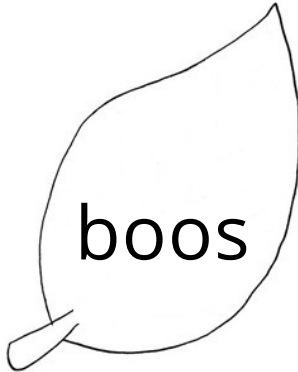


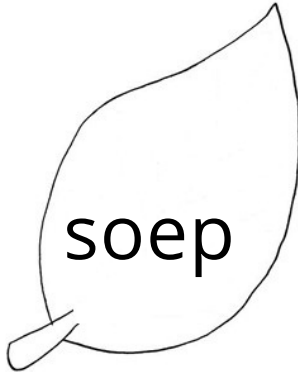



room


roos

zes

pit

zit

 <p>doek</p>	 <p>hoek</p>	 <p>ijs</p>
 <p>boot</p>	 <p>teen</p>	 <p>boos</p>
 <p>beer</p>	 <p>net</p>	 <p>soep</p>
 <p>bijt</p>	 <p>dik</p>	 <p>naam</p>



doek

hoek

ijs

boot

teen

boos

beer




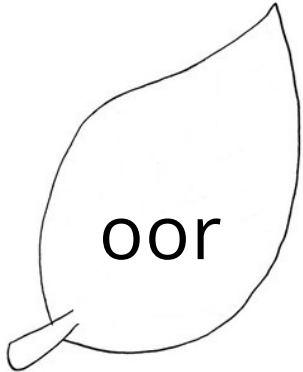



net


soep

bijt

dik

naam

 <p>voet</p>	 <p>bes</p>	 <p>koek</p>
 <p>boom</p>	 <p>den</p>	 <p>bij</p>
 <p>hijs</p>	 <p>oor</p>	 <p>been</p>
 <p>pen</p>	 <p>pet</p>	 <p>haak</p>



voet

bes

koek

boom

den

bij

hijs



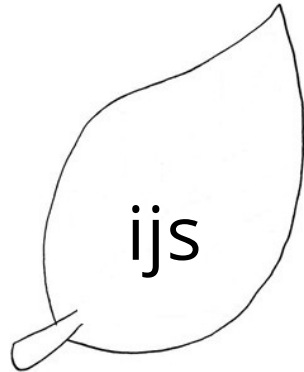
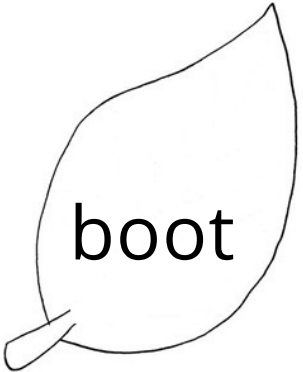

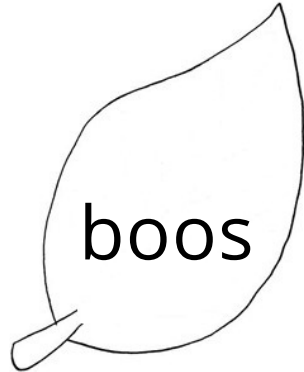


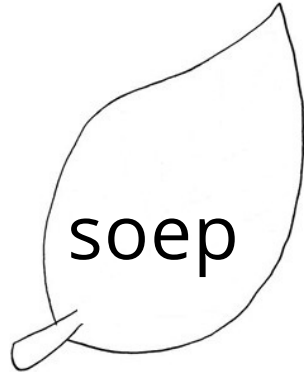

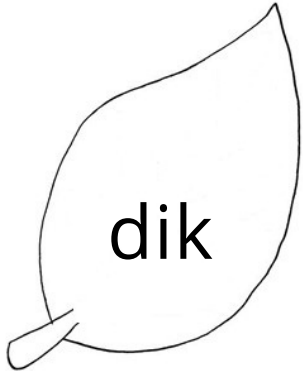

oor


been

pen

pet

haak

 <p>doek</p>	 <p>hoek</p>	 <p>ijs</p>
 <p>boot</p>	 <p>teen</p>	 <p>boos</p>
 <p>beer</p>	 <p>net</p>	 <p>soep</p>
 <p>bijt</p>	 <p>dik</p>	 <p>naam</p>



doek

hoek

ijs

boot

teen

boos

beer


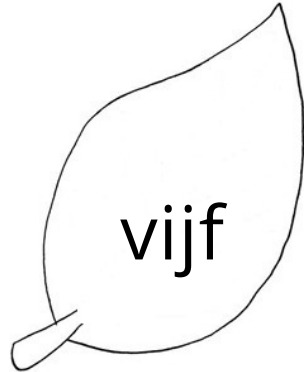
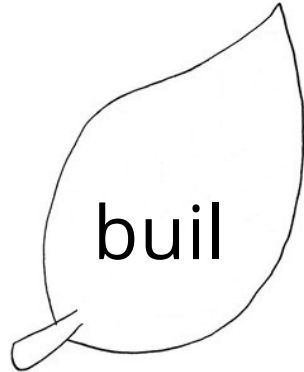


net


soep

bijt

dik

naam

 deur	 tien	 lijm
 zaag	 giet	 vijf
 dief	 mug	 buil
 fout	 kei	 gom



deur

tien

lijm

zaag

giet

vijf

dief

mug

buil


fout

kei

gom

kern 6

 <p>geit</p>	 <p>huis</p>	 <p>gier</p>
 <p>wei</p>	 <p>saus</p>	 <p>uil</p>
 <p>heg</p>	 <p>wieg</p>	 <p>ruik</p>
 <p>hout</p>	 <p>pijl</p>	 <p>veeg</p>



geit

huis

gier

wei

saus

uil

heg

wieg

ruik


hout

pijl

veeg

Kern 6

 <p>jeuk</p>	 <p>piek</p>	 <p>mol</p>
 <p>bal</p>	 <p>kous</p>	 <p>ziek</p>
 <p>neus</p>	 <p>touw</p>	 <p>vuur</p>
 <p>lip</p>	 <p>muur</p>	 <p>pauw</p>



jeuk
piek
mol
bal
kous
ziek
neus
touw
vuur
lip
muur
pauw